


## Ex i ... 8 V DC aluminium limit switch box, zone 1, 2 or 21, 22 for pneumatic rotary actuators



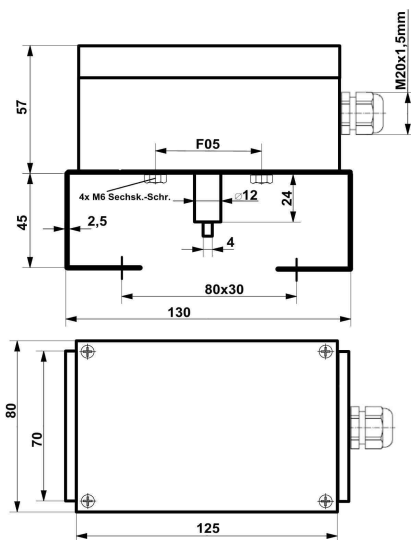
Pepperl+Fuchs sensors: left: 2x adjustable aluminium switching cams, middle and right: 1x stainless steel switching cam for position 0° and 90°

### technical data limit switch box

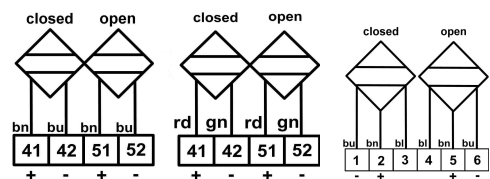
ATEX identification	II 2G Ex ia/ib IIC/IIB T6 Gb II 2D Ex ia/ib IIIC T 80 °C Db
ambient temperature range	- 25 °C ≤ T <sub>a</sub> ≤ + 70 °C
protection class	IP 65
material housing	AL = aluminium = ALSi-12, grey RAL 7001
dimensions housing	125x80x57 mm
cable gland	M20x1,5 mm clamp range Ø 11-9,5 mm, Ø 9-7 mm, Ø 7-5,5 mm, polyamide
mini-terminals	2x 2-pole and 2x 3-pole, maximum 2,5 mm <sup>2</sup>
weight with/without bracket	0,5 kg/0,47 kg
option	stainless steel membrane vent
bracket connection	F05 slot
actuator connection	acc. to VDI/VDE 3845, steam high: 20, 30 and 50 mm, hole spacings 80x30 mm a. 130x30 mm

### technical data limit switches

Pepperl+Fuchs sensor types	1) SJ 3,5-N 2) SC 3,5-N0 3) NJ2-12GK-N NJ2-11-N-G 4) NJ2-12GK-N 5) NJ 2-V3-N 6) SJ 3,5-SN, NJ2-12GK-SN 7) SJ 3,5-S1N 8) NJ3-18GK-S1N
nominal voltage	8 V DC
nominal current 1)-5)	detected ≤ 1mA / undetected ≥ 3mA
nominal current 6)	detected ≥ 3mA / undetected ≤ 1mA
switching range	0° + 90°, 0° + 180° or adjustable
output wire	2-wire 1)-7), 3-wire NJ3-18GK-S1N
switching function	NC 1)-6), NO 7) and NO 8)



dimensions



wiring diagrams: possible variations